



# ZAMANLARI BULALIM

Saat üzerinde gösterilen zamanları ve okunuşlarını örnekteki gibi yazalım.




YAZILIŞI:  
07.00

OKUNUŞU:  
Saat yedi




YAZILIŞI:  
\_\_\_\_\_

OKUNUŞU:  
\_\_\_\_\_




YAZILIŞI:  
\_\_\_\_\_

OKUNUŞU:  
\_\_\_\_\_




YAZILIŞI:  
\_\_\_\_\_

OKUNUŞU:  
\_\_\_\_\_




YAZILIŞI:  
\_\_\_\_\_

OKUNUŞU:  
\_\_\_\_\_



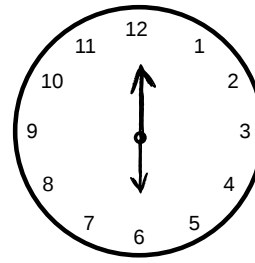
YAZILIŞI:  
\_\_\_\_\_

OKUNUŞU:  
\_\_\_\_\_




YAZILIŞI:  
\_\_\_\_\_

OKUNUŞU:  
\_\_\_\_\_




YAZILIŞI:  
\_\_\_\_\_

OKUNUŞU:  
\_\_\_\_\_




YAZILIŞI:  
\_\_\_\_\_

OKUNUŞU:  
\_\_\_\_\_




YAZILIŞI:  
\_\_\_\_\_

OKUNUŞU:  
\_\_\_\_\_



YAZILIŞI:  
\_\_\_\_\_

OKUNUŞU:  
\_\_\_\_\_

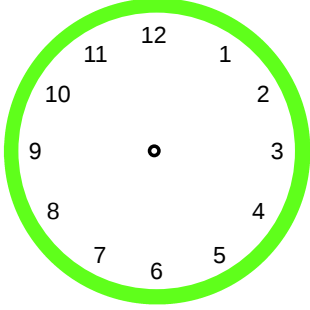


YAZILIŞI:  
\_\_\_\_\_

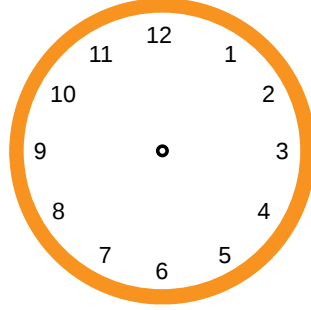
OKUNUŞU:  
\_\_\_\_\_



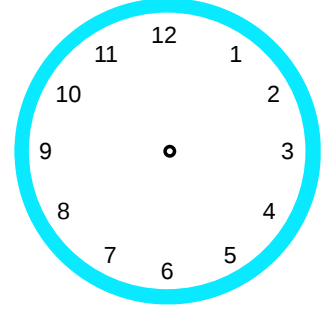
Verilen zamanları saat üzerinde çizerek gösterelim.



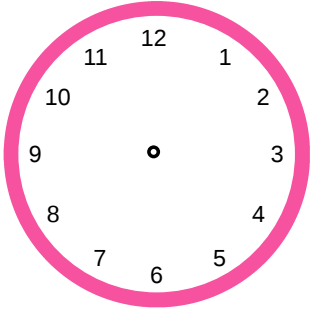
11:00



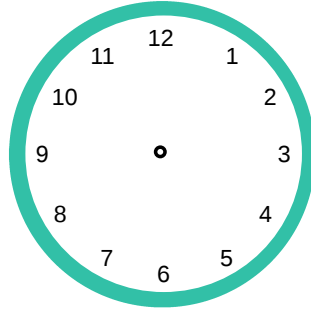
02:00



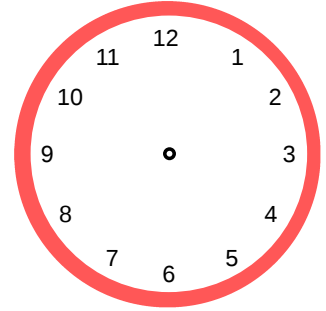
05:00



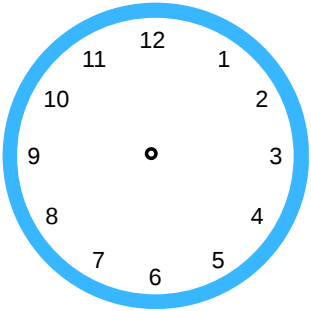
08:00



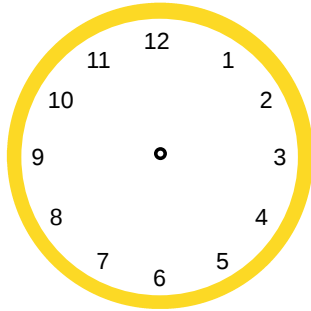
03:00



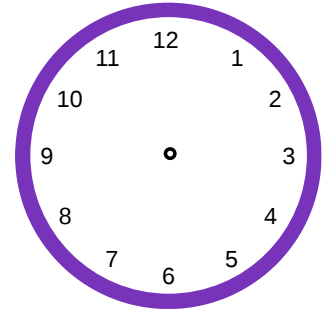
10:00



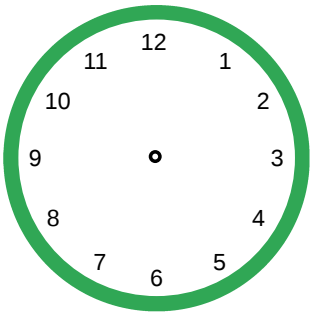
12:00



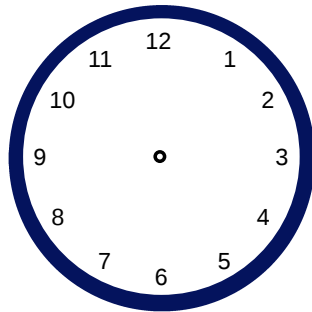
09:00



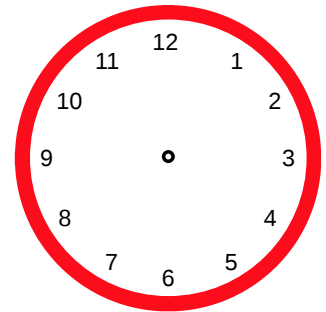
04:00



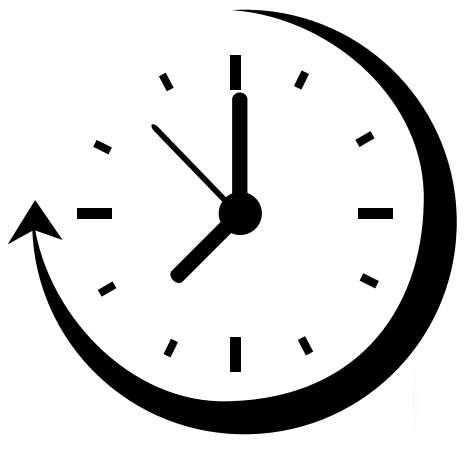
07:00



01:00

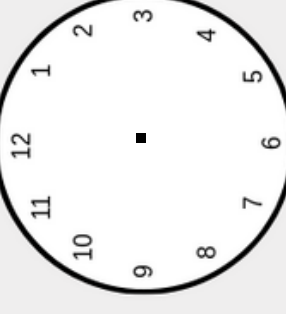


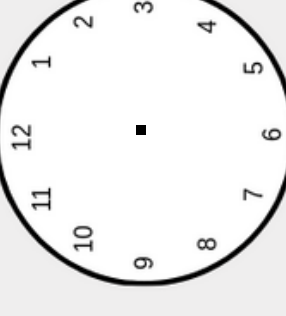
06:00




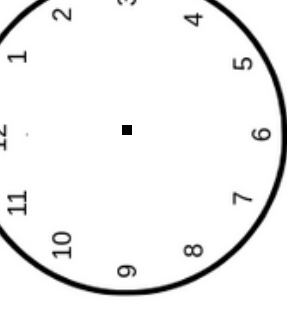
# TAM SAATLERİ ÖĞRENIYORUM

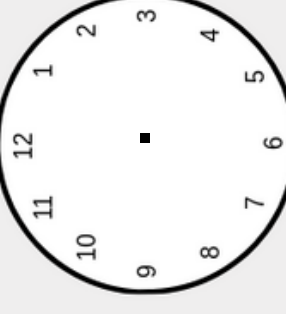
Boşlukları uygun zamanları yazarak doldurdum.

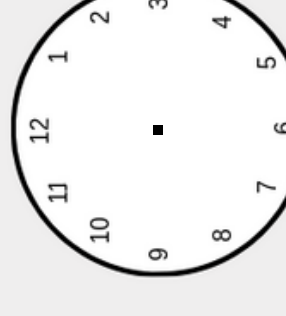
Analog  Dijital  Yazılışı Saat dört


Analog  Dijital  Yazılışı \_\_\_\_\_

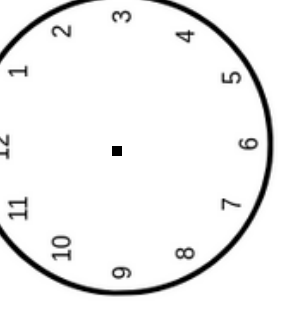
Analog  Dijital  Yazılışı \_\_\_\_\_

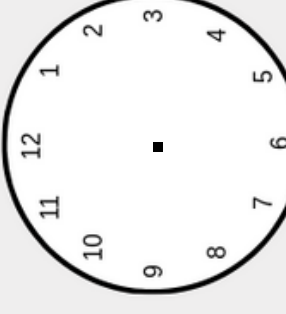
Analog  Dijital  Yazılışı Saat altı


Analog  Dijital  Yazılışı \_\_\_\_\_

Analog  Dijital  Yazılışı \_\_\_\_\_

Analog  Dijital  Yazılışı \_\_\_\_\_

Analog  Dijital  Yazılışı Saat beş

Analog  Dijital  Yazılışı Saat dokuz

Analog  Dijital  Yazılışı \_\_\_\_\_