






★ Adında “e” sesi olan varlıkları boyayalım.





★ Aşağıdaki varlıkların adlarını söyleyelim. Adı “e” sesi ile başlayan varlıkları işaretleyelim.


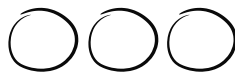

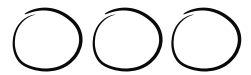

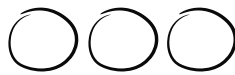




Aşağıdaki varlıkların adlarını söyleyelim. Adı “e” sesi ile biten varlıkları işaretleyelim.




Görselleri inceleyelim. Görselin adında geçen “e” sesi kadar daireyi boyayalım.







Aşağıdaki varlıkların adlarını söyleyelim. “e” harflerini örnekteki gibi yuvarlak içine alalım.



iğ-ne



cet-vel



e-rik



ke-mer



zeb-ra



ge-mi



şe-ker



pa-ta-tes



bi-ber



be-re




re-çel




he-di-ye



ce-ket





ro-ket




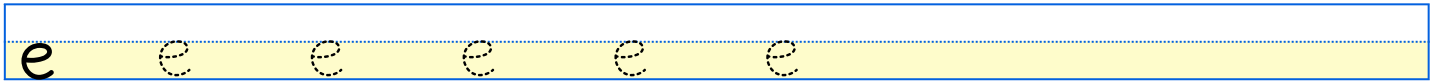



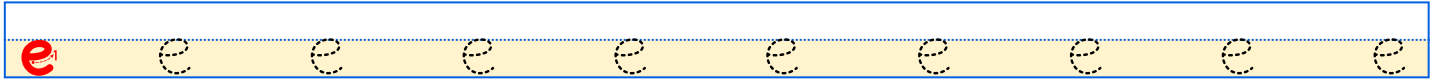


de-ve





"e" harflerindeki noktaları birleştirelim ve yazalım.





“e” harflerindeki noktaları birleştirelim ve yazalım.

e e e e e e e e e e e

e e e e e e e e e e

e e e e e e e e e

e e e e e e e e

e e e e e e e e

e e e e e e e

e e e e e e e

e e e e e

e e e e

e e e


e e e

e e e





Aşağıdaki varlıkların adlarında eksik olan “e” harflerini örnekteki gibi yazarak kelimeyi tamamlayalım.




vişn.e.



d....ft....r



göml....k



üçg....n




l....go




köp....k



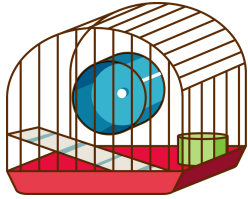
l....yl....k




gün....ş



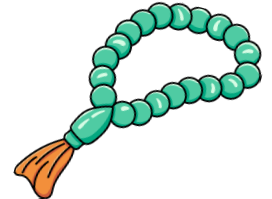
süzg....ç



kaf....s



ç....km....c....



t....sbih



gaz....t....

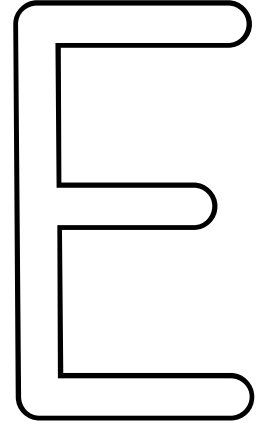

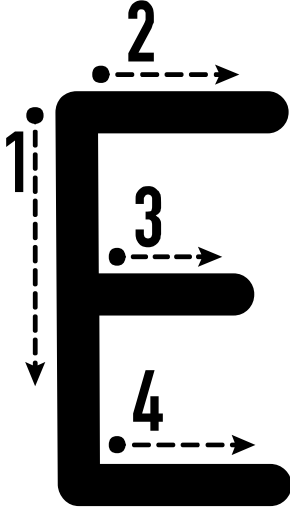


s....kiz





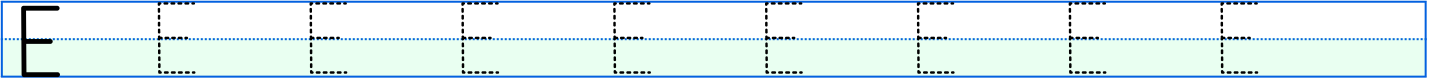



şiş....





“E” harflerindeki noktaları birleştirelim ve yazalım.





"E" harflerindeki noktaları birleştirelim ve yazalım.

E E E E E E E E E

E E E E E E E E E

E E E E E E E E E

E E E E E E E E E

E E E E E E E E E

E E E E E E E E E

E E E E E E E E E

E E E E E E E E E

E E E E E E E E E

E E E E E E E E E

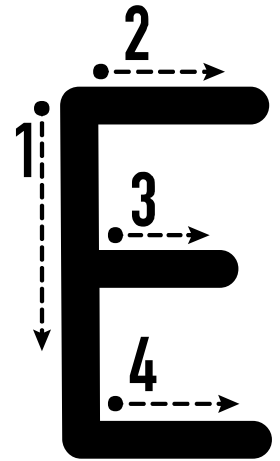



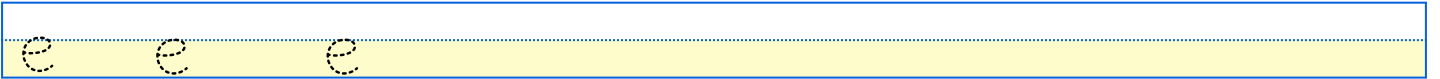


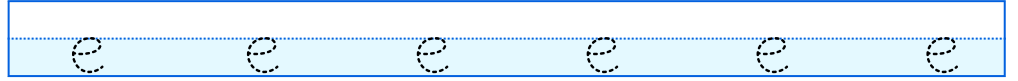
E E E E E E E E E

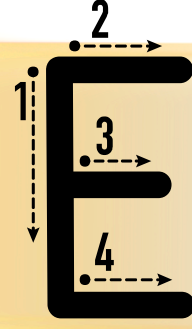
E E E E E E E E E





“e ve E” harflerindeki noktaları birleştirelim ve yazalım.





“e ve E” harflerindeki noktaları birleştirelim ve yazalım.

e E e E e E

e E e E e E

e E e E

e E e E

e E e E

e E

e E

e E


e E





Okuyalım, yazalım.

e n



en en en en en

en en en

en en

en

en

en

ne ne ne ne ne

ne ne ne

ne ne

n e



ne

ne


ne





Okuyalım, yazalım.

an ne



anne anne anne anne

anne anne anne

anne anne

anne

anne

anne

nane nane nane nane

nane nane nane

nane nane

na ne



nane

nane

nane



Okuyalım, yazalım.

ne ne



nene nene nene nene

nene nene nene


nene nene

nene

nene

nene

Aşağıda verilen görselleri adlarıyla eşleştirelim.






nane

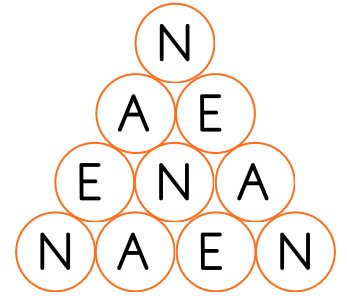
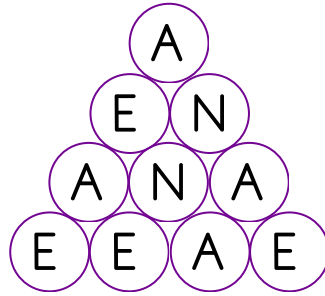
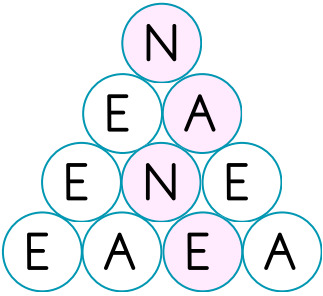
nene

anne

★ Aşağıdaki kodlamaya göre kelimeleri bulalım. Bulduğumuz kelimeleri okuyalım.



★ Aşağıda verilen şekillerde en üst sıradan başlayarak aşağı doğru her sırada bir harf olacak şekilde örnekteki gibi sözcükler oluşturalım. Bulduğumuz sözcükleri görselleriyle eşleştirelim.





Okuyalım, yazalım.

en en

en en

ne ne

ne ne

anne anne

anne anne

anne anne

nane nane

nane nane

nane nane

nene nene

nene nene

