



3. SINIF

ÇARPMA İŞLEMİ


1.ÇARPAN



--	--	--




2.ÇARPAN



X

--	--



--	--	--

@esra_ogretmenim


+

--	--	--



--	--	--	--


Çarpım
(Sonuç)




3. SINIF

ÇARPMA İŞLEMİ


1.ÇARPAN




--	--



2.ÇARPAN



--	--



X

--	--	--

@esra_ogretmenimm


+

--	--	--



--	--	--	--


Çarpım
(Sonuç)



3. SINIF ÇARPMA İŞLEMİ

1.ÇARPAN
→


--	--	--



2.ÇARPAN
→

X

--	--



--	--	--


+

--	--	--



--	--	--	--





Çarpım
(Sonuç)







3. SINIF ÇARPMA İŞLEMİ

@esra_ogretmenimm




1.ÇARPAN










2.ÇARPAN




X



+



Çarpım
(Sonuç)



ÇARPMA İŞLEMİ

AZALAN ARTAN ÇARPANLAR ARASINDAKİ İLİŞKİ

Çarpma işleminde; çarpanlardan biri 1 artırıldığında çarpım sonucu, diğer çarpan kadar artar.

1. Çarpan		2. Çarpan		Çarpım
3	x	6	=	18
4	x	6	=	24

$$24 - 18 = 6 \text{ arttı}$$

Çarpma işleminde; çarpanlardan biri 1 azaltıldığında çarpım sonucu, diğer çarpan kadar azalır.

1. Çarpan		2. Çarpan		Çarpım
7	x	9	=	63
7	x	8	=	56

ÇARPMA İŞLEMİ

AZALAN ARTAN ÇARPANLAR ARASINDAKİ İLİŞKİ

Verilen çarpma işlemleri

$$6 \times 6 = 36$$
$$6 \times 7 = 42$$
$$42 - 36 = 6 \text{ arttı}$$

$$8 \times 3 = \dots$$
$$9 \times 3 = \dots$$
$$\dots - \dots = \dots \text{ arttı}$$

Verilen çarpma işlemleri

$$5 \times 3 = 15$$
$$4 \times 3 = 12$$
$$15 - 12 = 3 \text{ azaldı}$$

$$7 \times 7 = \dots$$
$$6 \times 7 = \dots$$
$$\dots - \dots = \dots \text{ azaldı}$$

Aşağıdaki çarpma işlemlerinde 1. çarpanı 1 artıralım. Çarpım sonucundaki artış miktarını örnekteki gibi yapalım.

$$5 \times 4 = 20$$
$$6 \times 4 = 24$$
$$4 \text{ arttı}$$

$$3 \times 8 = \dots$$
$$\dots \times \dots = \dots$$
$$\dots$$

$$9 \times 5 = \dots$$
$$\dots \times \dots = \dots$$
$$\dots$$

$$2 \times 6 = \dots$$
$$\dots \times \dots = \dots$$
$$\dots$$

$$7 \times 5 = \dots$$
$$\dots \times \dots = \dots$$
$$\dots$$

$$6 \times 9 = \dots$$
$$\dots \times \dots = \dots$$
$$\dots$$

$$4 \times 7 = \dots$$
$$\dots \times \dots = \dots$$
$$\dots$$

$$8 \times 8 = \dots$$
$$\dots \times \dots = \dots$$
$$\dots$$

Aşağıdaki çarpma işlemlerinde 1. çarpanı 1 azaltalım. Çarpım sonucundaki azalma miktarını örnekteki gibi yapalım.

$$5 \times 2 = 10$$
$$4 \times 2 = 8$$
$$2 \text{ azaldı}$$

$$8 \times 3 = \dots$$
$$\dots \times \dots = \dots$$
$$\dots$$

$$7 \times 6 = \dots$$
$$\dots \times \dots = \dots$$
$$\dots$$

$$4 \times 9 = \dots$$
$$\dots \times \dots = \dots$$
$$\dots$$

$$= \dots$$
$$= \dots$$
$$\dots$$

$$9 \times 6 = \dots$$
$$\dots \times \dots = \dots$$
$$\dots$$

3. Sınıf Çarpanların Değişimi Konu Özeti ve Etkinlik

Çarpma işleminde 1. çarpanı 1 azalttığımızda sonuç nasıl değişir?