

Okların yönüne dikkat ederek kalpleri boyayalım.



kırmızı



mor



yeşil












































sarı



mavi



pembe



Tabloda verilen harflerle başlayan sözcükler yazalım. Bulduğun her doğru cevap için 5 puan kazanacaksın. Toplam puanını bulmak için aileden yardım alabilirsin.

HARF	İSİM	ŞEHİR	HAYVAN	BİTKİ	EŞYA
D					
Y					
G					
O					
H					
M					
İ					
Z					
T					
A					
T					
B					
S					
E					
N					

Sağ taraftaki kutulara, sol taraftaki çizgileri renkleri ile beraber kodlayalım.

The activity consists of five rows. Each row has a shape on the left and an empty 5x5 dot grid on the right. Blue arrows indicate the direction from the shape to the grid.

- Row 1: A blue cross-like shape on a 5x5 dot grid. The shape is formed by connecting the dots at (1,1), (1,2), (1,3), (1,4), (2,1), (2,2), (2,3), (2,4), (3,1), (3,2), (3,3), (3,4), (4,1), (4,2), (4,3), (4,4), and (5,1), (5,2), (5,3), (5,4).
- Row 2: A pink star-like shape on a 5x5 dot grid. The shape is formed by connecting the dots at (1,1), (1,2), (1,3), (1,4), (1,5), (2,1), (2,2), (2,3), (2,4), (2,5), (3,1), (3,2), (3,3), (3,4), (3,5), (4,1), (4,2), (4,3), (4,4), (4,5), and (5,1), (5,2), (5,3), (5,4), (5,5).
- Row 3: A green square with an inner square on a 5x5 dot grid. The outer square is formed by connecting the dots at (1,1), (1,5), (5,1), (5,5) and the inner square by connecting the dots at (2,2), (2,4), (4,2), (4,4).
- Row 4: A red shape resembling a stylized 'X' or a house on a 5x5 dot grid. The shape is formed by connecting the dots at (1,2), (1,4), (2,2), (2,4), (3,2), (3,4), (4,2), (4,4), (5,2), (5,4), (1,1), (1,3), (3,1), (3,3), (5,1), (5,3).
- Row 5: A green shape resembling a stylized 'M' or a house on a 5x5 dot grid. The shape is formed by connecting the dots at (1,1), (1,2), (1,3), (1,4), (1,5), (2,1), (2,2), (2,3), (2,4), (2,5), (3,1), (3,2), (3,3), (3,4), (3,5), (4,1), (4,2), (4,3), (4,4), (4,5), (5,1), (5,2), (5,3), (5,4), (5,5).

SU DOKU

1.SEViYE

1	3	4	
			3
2		3	
	4		1

2		4	
	4		2
1			4
		2	1

2.SEViYE

		1	4		
	6	4			5
1	2		5	4	
	4			2	1
	1	6		5	
4	5		6		3

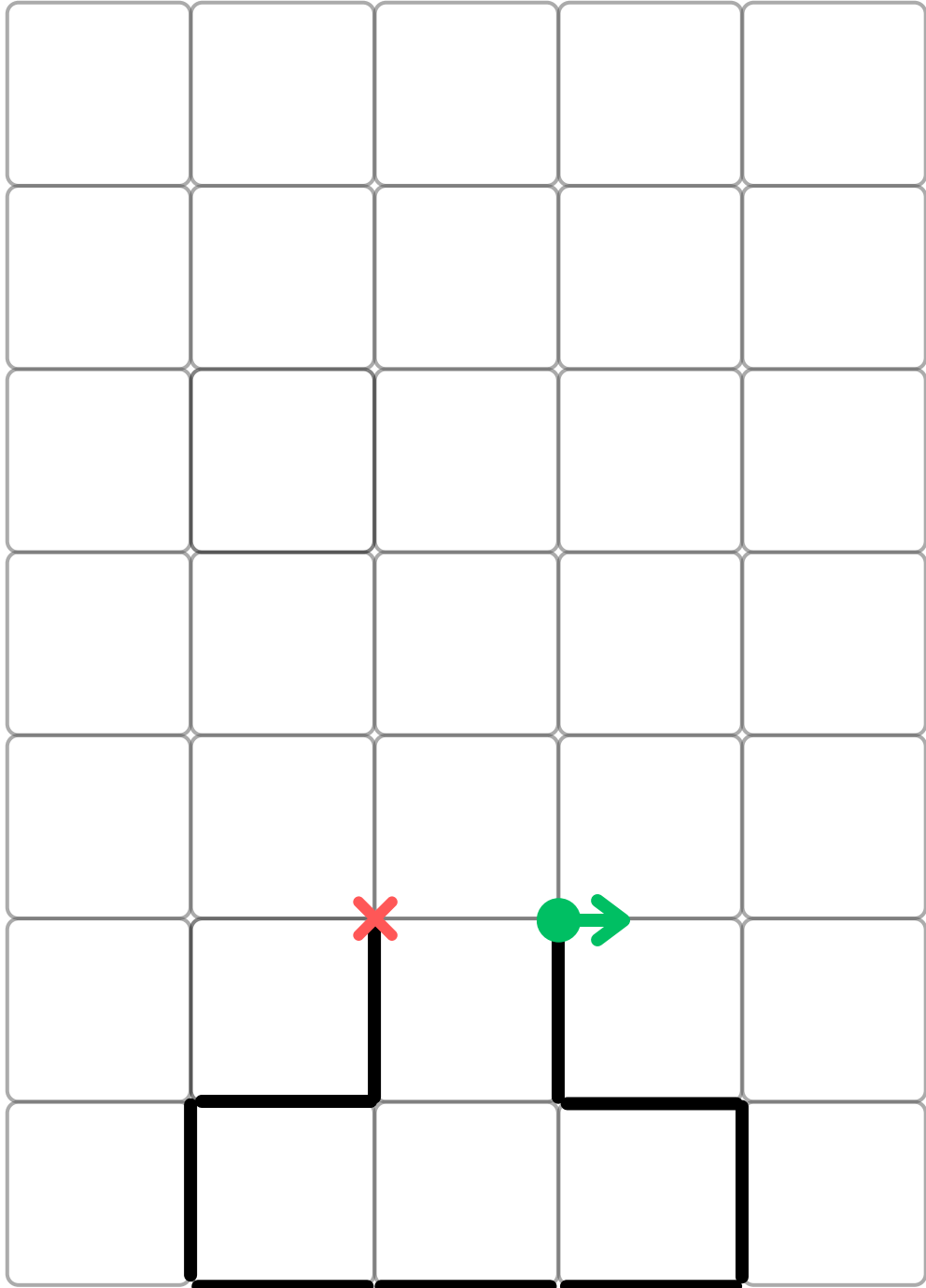
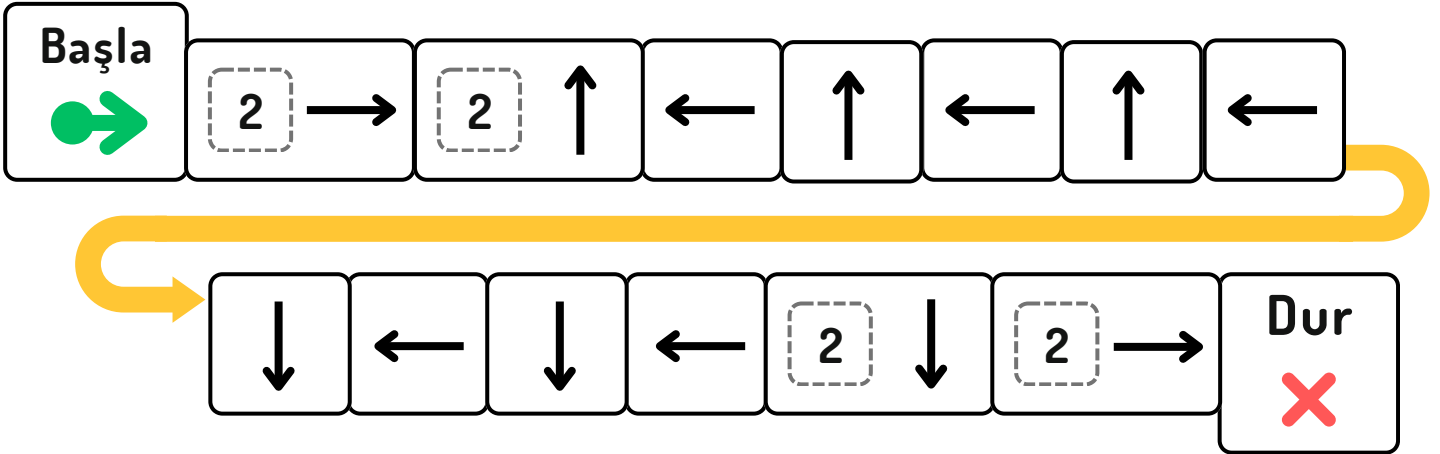
				6	2
6		2	4		5
1	6				
5			1	4	
3	4		2		1
	1		6		4

3.SEViYE


	1	5					2	
		9		4		1	7	
4	6	7	1			3		5
	8	4	9	2	6			
5			8	1	3	4	6	9
	9				7	8		2
		1			8	5	4	
6	5		2					
					1		8	7

1			7				3	6
	3					5	7	
			5	3		2		8
8	7			9		6		
9	4	6						7
	2					9		
		7		5			8	
2	9		4	7	8	1		
	8		1		6	7	9	5

Aşağıda verilen yönergeye göre başlangıç noktasından bitiş noktasına kadar kodlama yapalım.




Aşağıdaki meyveleri dikkatli şekilde sayalım. Sol taraftaki kutucuğa yazalım.




Aşağıdaki çocukların isimlerinin harfleri yer değiştirmiş. Alttaki noktalı yerlere çocukların isimlerini büyük harfle başlayarak yazalım.




GEZİ




ŞEREF




SADE




İNME




PIKE




ERCAN




SİLEN




DAVET



ALYA



RIFAT




SEMA



RASA




ASIL



KEMER



SERA



ANAGRAM BULMACA

Aşağıdaki örüntüleri takip ederek sıradaki çöp adamları çizelim.

